

 **HORSCH**

# Pronto 9 DC

UNIVERSAL SEEDING TECHNOLOGY  
FOR ALL CONDITIONS





# Pronto 9 DC

FASTER – SIMPLER – SAFER

- Very easy, clear setting
- Low horsepower requirement: low weight, possibility of intermediate and side packer mounted on the machine frame
- DiscSystem as a front tool: 46 cm disc diameter with high circumferential speed for high fine soil production

# Pronto Principle

The continuous optimisation of the different working steps in the machine were essential for the success of the Pronto DC. By now, the Pronto principle is well-known all over the world and consists of the following three steps

## 1. Step: seedbed preparation

The 46 cm discs achieve very high rotational speeds, can mix the soil very aggressively, produce important fine earth and level the seed bed.

## 2. Step: consolidation

The tyre packer that is arranged in one line, guarantees optimum consolidation and levels the soil. Thus, it creates equal conditions for every seed coulters.

## 3. Step: sowing

Precise seeding is achieved with the TurboDisc coulters of the third generation. It has a coulters pressure of up to 125 kg and is maintenance-free. The double disc coulters pre-shape the seed furrow, the seed is placed, the uniformer keeps the seed in the seed furrow and the pressure roller guarantees an optimum seed-soil contact

This principle of seedbed preparation, consolidation, and seeding ensures even conditions for each drilled plant and thus results in even emergence.



Track eradicator tines to loosen the tractor's track



Pronto 9 DC during road transport


# DiscSystem

IDEAL SEEDBED PREPARATION IN ALL CONDITIONS



The 46 cm discs with a serrated profile achieve high rotational speeds and the penetration is excellent. The soil is mixed very aggressively, important fine soil is produced and the seedbed is levelled. Clearance is optimum as the disc elements are arranged in pairs. This additionally increases the reliability of the machine. The hydraulic depth adjustment allows for an infinitely variable adjustment while driving

- Efficient crumbling and even levelling over the whole working width
- High clearance extends the range of applications and increases reliability
- Increasing quality of work with increasing operational speed
- Hydraulic depth adjustment, infinitely variable while driving



Efficient crumbling and even levelling over the whole working width



DiscSystem Pronto DC – 46 cm large discs with serrated profil

# Tyre packer with AS profil


RUGGED, EFFICIENT, LOW HORSEPOWER REQUIREMENT



The HORSCH tyre packer ensures a targeted and even levelling and consolidation in front of every seed coulter. The tyres are arranged in one line. Thus, clearance is optimum even on light soils. The straight tyre profile increases consolidation in the boundary area. The 10-ply special HORSCH tyres ensure a long service life.

An efficient consolidation below the seed horizon guarantees a better water distribution towards the seeds. The horsepower requirement is low due to large tyre diameter and no scrapers are required.


- Targeted and even levelling and consolidation in front of each seed coulter
- Straight tyre profile increases consolidation in the consolidation area
- Efficient consolidation below the seed horizon for better water distribution towards the seeds
- Low horsepower requirement due to large tyre diameter and no scrapers required



Efficient consolidation below the seed horizon for better water distribution towards the seeds



Low horsepower requirement due to large tyre diameter and no scrapers required



Straight tyre profile increases consolidation in the consolidation area

# TurboDisc seed coulter

## THE THIRD GENERATION GUARANTEES A HEAD-START IN THE FIELD OF SEED PLACEMENT



A perfect embedding of the seed and an immediate seed-soil contact are important for a safe and even emergence. HORSCH perfectly copes with the challenge to achieve this objective even at high operational speeds. The solution is called TurboDisc. The double disc coulter that has been used and constantly developed further by HORSCH for more than 20 years excels due to its precise seed placement. The press wheel-controlled coulter design allows for a quick following of the soil contours at high speeds. Thus, the set placement depth can be kept up for every single grain.

The double disc seed coulter with maintenance-free bearing opens the soil, allowing for undisturbed seed placement. The integrated Uniformer ensures the fixing of the seed at the bottom of the seed furrow even at very high operational speeds. A carbide coated scraper keeps the space between the discs clean and thus prevents clogging even in sticky and wet conditions. The 5 cm or 7.5 cm wide press wheel then ensures an optimum seed-soil contact and an exact depth control.

In addition to the excellent contour following, the TurboDisc seed bar excels due to the easy operation: with regard to their adjustment, coulter pressure and seed depth do not influence each other. The maintenance-free rubber bearings of the seed coulters transfer a coulter pressure of up to 125 kg and thus guarantee a smooth coulter – up to an operational speed of 20 km/h. Furthermore, the rubber bearing serves as an overload protection and a shock absorber for stones.

- Double disc coulter
- Creates a precise seed furrow
- Press wheel controlled (5 cm or 7.5 cm wide)
- Uniformer prevents the grains from bouncing
- Inside scraper prevents blocking and clogging of the coulters
- Coulter pressure up to 125 kg via rubber torsion
- Designed for precise seed placement at high operational speeds
- Allows for an even and safe emergence



5 cm wide press wheel – ideal on medium and heavy soils



7 cm wide press wheel – ideal on light soils



The movable scraper ensures a high self-cleaning effect in wet conditions



The HORSCH Uniformer ensures a precise fixing of the seed



The straight harrow – TurboDisc seed coulter harrow is controlled individually for a more efficient t lage



HORSCH TurboDisc seed coulter

Double hopper Grain & Fertiliser – combined placement of two components via the TurboDisc seed couler




# Double hopper Grain & Fertiliser

METER 2 COMPONENTS SEPARATELY

The G&F double hopper system allows for the simultaneous application of seed and fertiliser as contact fertilisation. Both metering devices meter into one common distribution tower. Seed and fertiliser are thus placed together in one furrow. The fertiliser is immediately available to the young


plant and thus contributes to a quick early growth. This system should only be used in appropriate climatic conditions and with the assistance of a crop production consultant. Not only seed and fertiliser, but also 2 different seeds can be transported, metered and sown separately.

- Both components are metered separately and are transported together via the distribution tower or the distribution towers into the seed couler.
- The G&F double hopper system allows for the simultaneous application of seed and fertiliser as contact fertilisation.
- The fertiliser is immediately available to the young plant and thus contributes to a quick early growth. This system should only be used in appropriate climatic conditions and with the assistance of a crop production consultant.
- Not only seed and fertiliser, but also 2 different seeds can be transported, metered and sown separately.



Double hopper G&F – meter different components separately and place them together in the seed couler

Double hopper with PPF system – allows for simultaneously applying 2 components on 2 horizons




# Double hopper with PPF-system

ECONOMIC AND PRECISE PLACEMENT OF FERTILISER


The PPF-system allows for the simultaneous application of seed and fertiliser in a single pass. Via separate fertiliser coulters, the fertiliser is placed a few centimetres below the seed furrow in the wet soil. As seed and fertiliser are placed separately, high quantities can be applied in dry conditions. Thus, the created

The application rate of fertiliser via seed or fertiliser coulters is pre-selected using various stainless steel inserts in the calibration cassettes

fertiliser depot can be used optimally by the plant and encourages the roots to grow downwards. When sowing catch crops, the PPF disc system allows for placing coarse-grained legumes at a deep seed horizon, while another component is placed more shallowly via the TurboDisc or ParaDisc seed coulters.



PPF double hopper Pronto 9 DC with distribution towers in the hopper



PPF single disc fertiliser coulters Pronto 9 DC

# ParaDisc seed coulters

PERFECT SEED PLACEMENT EVEN IN DIFFICULT CONDITIONS



ParaDisc seed coulters – coulters pressure of up to 150 kg is possible

The new HORSCH ParaDisc coulters is ideal for difficult conditions and ensures a safe seed placement with coulters pressures of up to 150 kg per individual row even in a dry hard seedbed. It is equipped with well-known HORSCH components like the Uniformer, a moving scraper and the well-proven bearing technology. The experiences from the Maestro single grain seed drills and the PowerDisc seed coulters of the Serto SC were included in the design.

- Parallelogram controlled double disc coulters
- Coulters pressure up to 150 kg is possible
- Ideal for difficult conditions
- Long service life due to massive components



ParaDisc seed coulters – 7 cm wide press wheel



Pronto 7 DC with ParaDisc coulters



The HORSCH Uniformer ensures a precise fixing of the seed

# Fertiliser and seed flow control

FLOW CONTROL AT THE DISTRIBUTION TOWER

The fertiliser and seed flow control is a reasonable electronic solution to prevent sowing errors. The sensors control the flow directly behind the distribution tower and detect blockages. Thus, the individual pneumatic hoses are monitored and within seconds you get a notification in the terminal – both acoustic and visual

- For a complete monitoring of the seed and fertiliser hoses
- Warning if a pneumatic hose is blocked
- Sowing errors are avoided
- Monitoring of the pneumatic flow at the distribution tower



Fertiliser and seed flow control – for a permanent monitoring of the seed and fertiliser hoses

# Oil cooler

THE IDEAL SOLUTION FOR FERTILISER APPLICATION IN CASE OF HIGH HUMIDITY

The optional oil cooler at the hydraulic fan heats up the air flow in the pneumatic system. This lowers the oil temperature in the system and relieves the tractor's oil cooler. Another very important advantage is that it maintains the flowability of the fertiliser in wet conditions, e.g. dew in the evening.

- Heats up the airflow in the pneumatic system
- Maintains the flowability of fertiliser in wet conditions, e.g. dew in the morning
- Lowers the oil temperature in the system and relieves the tractor's oil cooler



Oil cooling on the hydraulic fan – heats the air flow in the pneumatic system



Lowers the oil temperature in the system and relieves the tractor's oil cooler

# Intermediate axle packer & front packer



## Low horsepower requirement par excellence

The smallest possible track depths of the tractor in the seedbed ensure good plant populations and contribute to the low horsepower requirement of the Pronto. The tyre packer that can be mounted additionally takes the weight of the machine, relieves the rear axle of the tractor and additionally levels the surface. This guarantees that the disc harrow can work more shallowly and this saves tractive power and fuel.

- Lowest possible track depths of the tractor in the seedbed
- Relieves extra load from the rear axle of the tractor
- Additional levelling of the surface
- Shallow working of the disc harrow is possible due to the lower track depths of the tractor
- Low horsepower requirement saves fuel



Front packer – Pronto DC



Lowest possible track depths of the tractor in the seedbed



Low horsepower requirement saves fuel


# ADDITIONAL EQUIPMENT



The 1-row Crossbar directly behind the DiscSystem can be adjusted hydraulically .



Crossbar in front of the disc zone



Fertiliser and seed flow control – for a permanent monitoring of the seed and fertiliser hoses



Track eradicator discs loosen soil compactions in the tractor track



Track eradicator tines




One-side folding of the Pronto 9 DC



Oil cooling on the hydraulic fan – heats the air flow in the pneumatic system



Spelt pneumatics for husk-bearing seeds



Optimised pneumatic hosing and chamfered seed tubes



Bout marker Pronto 9 DC



The aggressiveness of the pre-emergence marker is adjusted via a depth stop



The harrow is placed between the DiscSystem and the tyre packer. The adjustment is carried out mechanically via a hole pattern.

# INTELLIGENCE

## eosT10 / eosT10 Pro

- High-resolution 10" terminal for controlling all ISOBUS devices according to ISO 11783
- Reliable and powerful: high-performance hardware combined with intuitive, user-friendly operation in day or night mode
- Various layout options allow for a simultaneous display of several applications – for an optimum overview
- Straightforward transfer of application maps with the wireless Task Data Exchange
- A real-time transmission of the terminal display via Remote Support facilitates the technical support.



By displaying up to 3 widgets in addition to the main working screen, the user can keep track of several applications at the same time


## Rotor selection

- Facilitates the selection of the optimum rotor for any application
- Wide selection range from normal seeds to fine seeds to fertiliser and micro-granular compound
- Expert mode to carry out rotor configurations also for variable operating speeds and application rates



## AutoLine

- Automatic, GPS-based tramline control
- Optimised driving strategy near obstacles or on the headlands
- Track-to-track driving is no longer required
- Available in combination with the eosT10 Pro terminal or other tramline-capable ISOBUS terminals



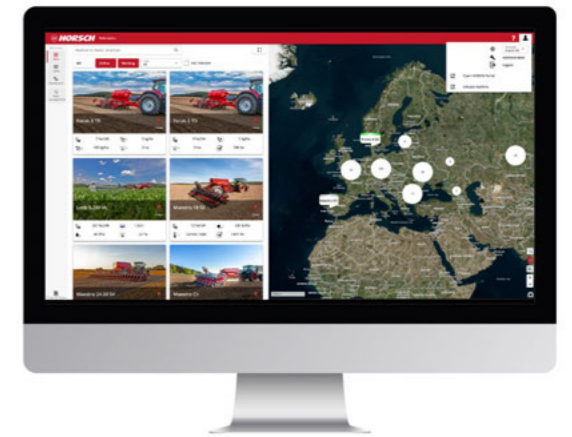
The HORSCH Assist app with the „Rotor Selection“ function helps you to choose the optimal rotor for each application.



Drill independently of the track rhythm with universal seeding technology and HORSCH AutoLine

## HorschConnect

Prepare today for tomorrow. Easily control various machine functions via the HORSCH Control app – your smartphone complements the terminal! Gain comprehensive, transparent insight into work rate and work quality with HorschConnect Telematics.



With HorschConnect, telemetry solutions are making their way into the sectors seeding and crop care – exactly where they make sense


- HorschConnect Telematics to document the performance of the machine
- HorschConnect Telematics for complete transparency of the working quality, e.g. the application rate of all components
- Targeted and proactive service by remote access to error messages
- Control of machine functions via the smartphone app HORSCH Control: e.g. Calibration of all metering devices



The HORSCH Control app allows for controlling individual machine functions – comfortably with a smartphone



Straightforward out-of-the-box solution with a wide range of integrated interfaces



Quick and easy calibration of the machine via smartphone with the HORSCH Control app

# TECHNICAL DATA

Pronto 9 DC	9 DC
Working width (m)	9,00
Transport width (m)	2,99
Transport height (m)	3,99
Length (m)	9,21
Axle load (kg)	9000 - 13500
Vertical load (kg)	750 - 2500
Seed hopper capacity (l)	4000 - 6000
Hopper capacity double hopper (l)	6000 (40:60)
Dimension of feed opening (m)	1,00 x 2,40
Feed opening double hopper (m)	0,75 x 2,45
Filling height (m)	3,40
Number of seed coulters (Piece)	60
Coulter pressure seed coulters TurboDisc (kg)	12 - 125
Coulter pressure seed coulters ParaDisc (kg)	25 - 150
Seed coulters/press wheels Ø (cm)	34 / 32
Number of PPF coulters	30
Coulter pressure PPF coulters (kg)	up to max. 200
Row spacing (cm)	15
Tyre packer size	7.50-18 AS
Tyre packer Ø (cm)	85
Operational speed (km/h)	10 - 20
Horsepower requirement (kW/hp)	175/240 - 240/330
DA control devices	3 (each +1 for fi ling auger, front packer)
Depressurised return flow (max. 5 bar)	1
Oil quantity hydraulic fan (l/min)	35 - 45
Implement attachment lower link	Cat. III - III/IV
Implement attachment adjustable drawbar (mm)	Pin Ø 40 - 50 mm
Implement attachment ball head	K 80





Your distributor



**HORSCH Maschinen SE & Co. KG**

Sitzenhof 1 · 92421 Schwandorf

Phone: +49 9431 7143-0

Fax: +49 9431 7143-9200

E-Mail: [info@horsch.com](mailto:info@horsch.com)

**[horsch.com](http://horsch.com)**

Paper: 120 g/qm Maxi Offset. The paper is certified according to the EU Ecolabel. This label is only granted for products and services whose environmental consequences are considerably lower than those of comparable products. For more details see [www.eu-ecolabel.de](http://www.eu-ecolabel.de). Printing ink: Printing ink QUICKFAST COFREE. Free from mineral oil and cobalt. Moreover, it is certified and recommended for printing according to the „Cradle-to-Cradle“ principle (quasi “from the origin back to the origin”) – an approach that deals with the spreading of continuous and consequent recycling management. More details at [www.c2c-ev.de](http://www.c2c-ev.de).

All specifications and diagrams are approximate and not binding. Technical features and design are subject to change.

EN-60208802 (AGRI25)